


Cleaning the filters

Note: don't let the filters to dry out before cleaning.


1. Open the clips and remove the filters.



2. Clean the filter with a hose.




3. Insert the filters with the plastic backing facing out.




Conversion from Filter Bag to Cartridge Filtration System

The cartridge kit includes:



Cartridge filter x 4



Cartridge frame x 1



Cartridge cork x 2



Conversion & assembly instructions

1. Dismantle the filter screen.

Unscrew the two screws holding the filter screen and remove it.



2. Insert the cartridge corks into their place on both sides of the Dolphin as shown in the pictures.



3. Insert the cartridge.

